

## Plenisfer Investments SICAV

# Destination Dynamic Income Total Return

A Luxembourg U.C.I.T.S.

Monthly Book

Data as of end of December 2024

Signatory of:



# PERFORMANCE & RISK INDICATORS

## AY EUR SHARE CLASS – LU2597958854

Class	ISIN	Inception date	2024 YTD	QTD	Ann. S.I.	Cum. S.I.
DDI EUR Dis	LU2597958854	12.05.2023	6.79%	0.32%	13.53%	13.14%

### Net Monthly Performance (%)

Year	Jan	Feb	Mar	Apr	May	Jun	Jul	Aug	Sept	Oct	Nov	Dec	YTD
<b>2023</b>					0.02%	0.63%	1.42%	0.13%	0.04%	0.12%	1.87%	1.95%	<b>6.31%</b>
<b>2024</b>	0.37%	0.66%	1.22%	-0.51%	0.59%	0.41%	1.83%	1.02%	0.70%	-0.64%	0.62%	0.34%	<b>6.79%</b>

### Risk – Return Analysis (%)

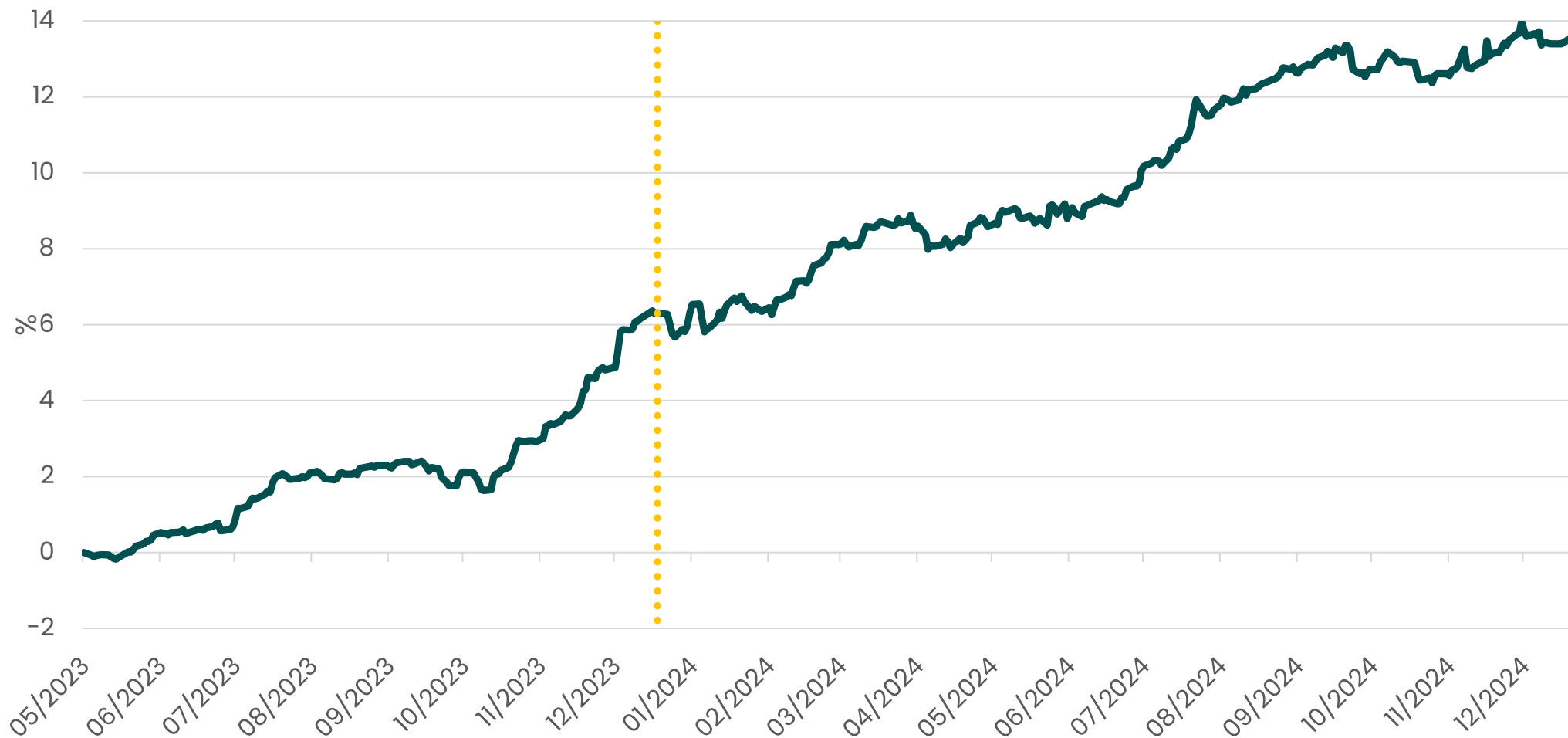
Volatility S.I.	1.89%
Volatility Last 12 Months	2.01%
Sharpe Ratio	2.26
Sortino Ratio	3.32

Source: Plenisfer Investments. AY EUR Shareclass LU2597958854. Past performance is not a reliable indicator of future results and can be misleading. There is no guarantee that an investment objective will be met or that a return on capital will be achieved.

Net asset value, performance, and costs can be affected. Returns may increase or decrease due to currency fluctuations.\*Indicators calculated on daily returns since launch.

# NET TOTAL RETURN DESTINATION DYNAMIC INCOME

## SINCE INCEPTION – AY CLASS | 12 MAY 2023 – 31 DECEMBER 2024



Source: Bloomberg, prepared by Plenisfer Investments. Past performance does not predict future returns.

\* Source: Annual returns %, <https://www.morningstar.it/it/funds/snapshot/snapshot.aspx?id=F00001FYOH&tab=1>, category Global Flexible Bond – EUR Hedged, public data. A ranking is drawn for illustration purposes only and is subject to change. It's not a recommendation to invest in the Fund. It does not predict future performance of the Fund. There is no guarantee that the investment objective of the Fund will be reached.

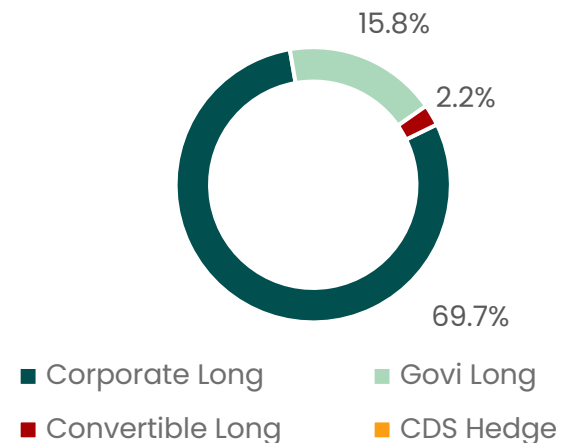
\* Past performance of AY EUR share class LU2597958854 is pre-tax and includes reinvestment of gross dividends, where applicable, net of fees, except for any entry and exit fees. Returns do not consider the tax regime applicable to investors.

The Fund is actively managed, but not with reference to a Benchmark. Share class launch date: 12/05/2023. Past performance is not a reliable indicator of future results and can be misleading. Achievement of an investment objective or return on capital cannot be guaranteed. Investors can influence net asset value, performance, and costs. Returns may increase or decrease due to currency fluctuations.

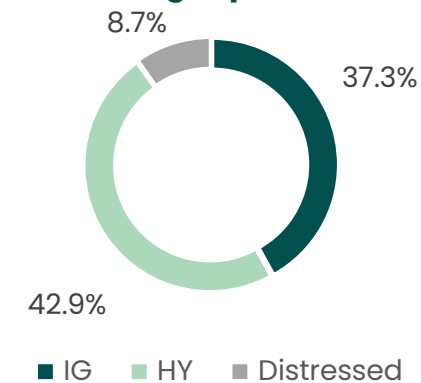
# PORTFOLIO POSITIONING

Key data	
DURATION (YEARS)	<b>3.43</b>
YIELD TO MATURITY %	<b>6.52</b>
AVERAGE RATING	<b>BB+</b>
OAS (BPS)	<b>202.22</b>

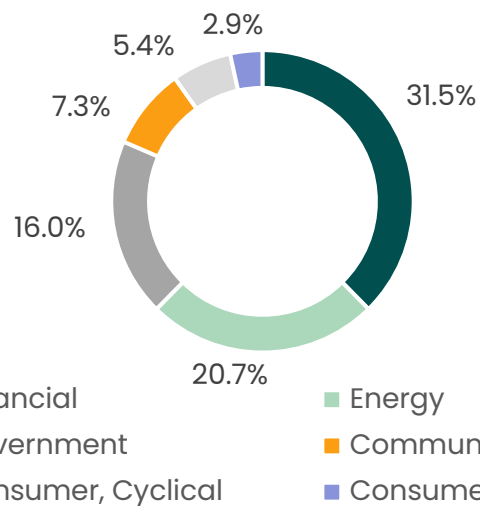
## Asset class breakdown - Delta-adjusted



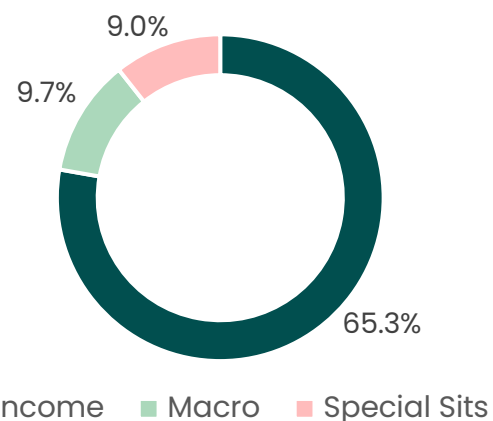
## Rating Exposure



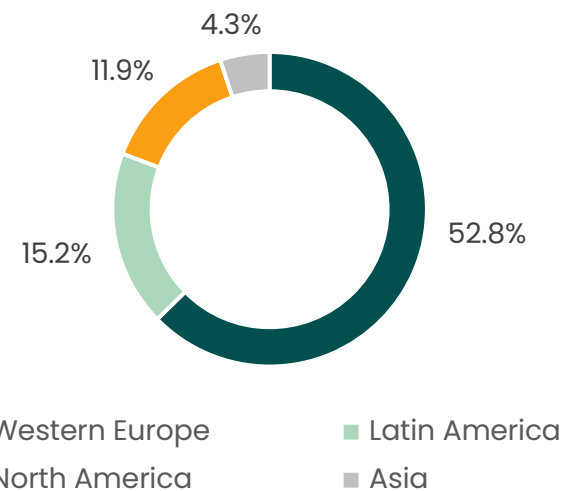
## Sector Exposure



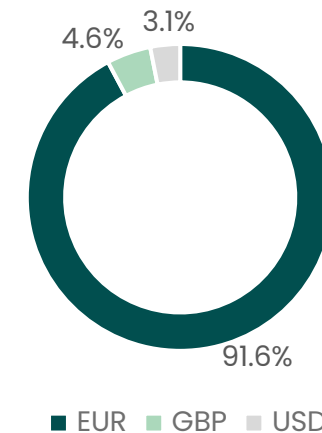
## Strategy exposure breakdown



## Geographic Exposure



## Currency Exposure



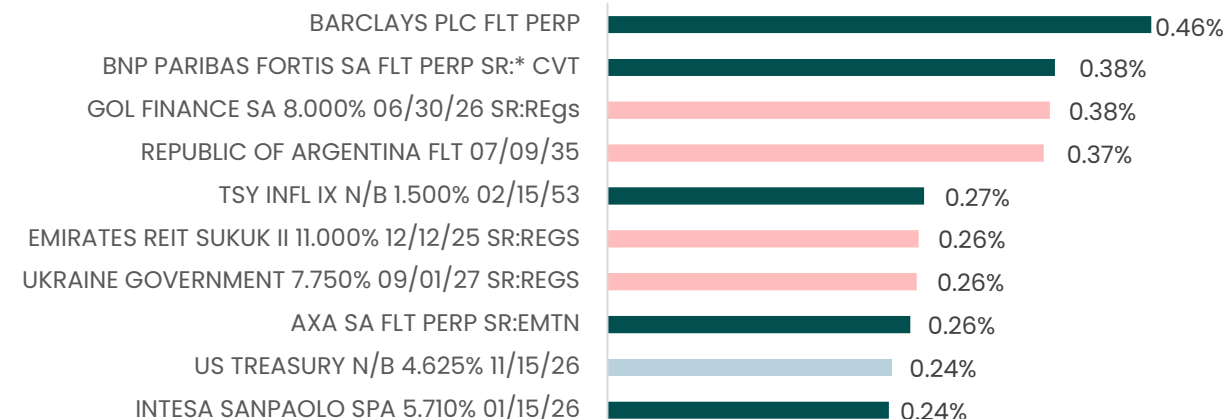
Source: Plenisfer Investments. Past performance is not an indicator of current and future performance. For illustrative purposes only. No guarantee can be given that an investment objective will be met or that a return of principal will be achieved. Portfolio allocation is subject to change.

# TOP 10 HOLDINGS AND PERFORMANCE CONTRIBUTORS

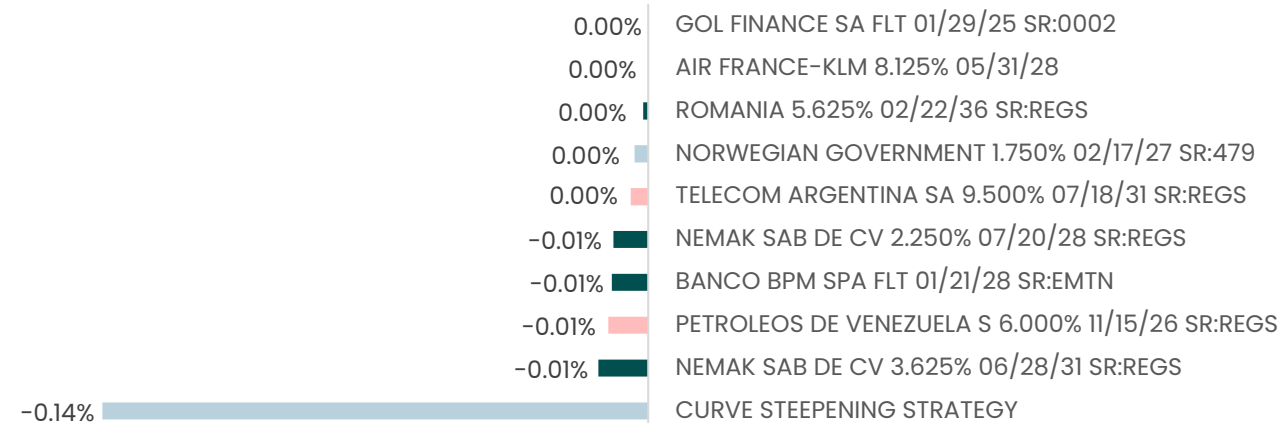
Top 10 holdings		NAV
1	BARCLAYS PLC FLT PERP	<b>2.99%</b>
2	PETROBRAS GLOBAL FINANCE 5.999% 01/27/28	<b>2.97%</b>
3	VOLKSWAGEN INTL FIN NV FLT PERP	<b>2.61%</b>
4	BFF BANK SPA FLT 03/20/29	<b>2.32%</b>
5	UNICREDIT SPA FLT PERP	<b>2.22%</b>
6	ENI SPA FLT PERP SR:NC9	<b>2.21%</b>
7	INTESA SANPAOLO SPA FLT PERP	<b>2.11%</b>
8	VAR ENERGI ASA FLT 11/15/83	<b>1.88%</b>
9	AVIVA PLC FLT 06/03/55	<b>1.85%</b>
10	TURKIYE GARANTI BANKASI FLT 01/03/35 SR:REGS	<b>1.81%</b>

Strategy	YTD Profit & Loss Gross
Income	8.33%
Special Sits	3.62%
Macro	0.14%
<b>Grand Total</b>	<b>7.81%</b>

## Top contributors YTD



## Worst contributors YTD



(\*) Excluding cash and derivative exposures. Source: Plenisfer Investments

For illustrative purposes only. Allocations/allocations are subject to change. The holdings and allocation breakdowns are provided for informational purposes only and should not be considered a recommendation to buy or sell the securities mentioned or securities in the sectors indicated.

# PLENISFER INVESTMENTS SICAV – DESTINATION DYNAMIC INCOME TOTAL RETURN

## SHARE CLASSES LIST AND FEES

ISIN	Share Class	Inception Date	Countries of registration	Management Fee and other costs	Entry Fee	Exit Fee	Transaction costs	Last Perf. fee*	Initial Minimum
LU2597958854	AY EUR Dis	12/05/2023	ES -IT – AT - DE - IE – CH - LU	0.74%	0%	none	0.10%	1.27%	€ 250k**
LU2597958938	IX EUR Cap	28/11/2024	ES -IT – AT - DE – FR - IE – PT – CH - LU	0.84%	0%	none	0.10%	0.00%	€ 500k
LU2597959076	IY EUR Dis	-	ES -IT – AT - DE – FR - IE – PT – CH - LU	0.84%	0%	none	0.10%	0.00%	€ 500k
LU2730655714	UX Cap	-	ES – IT – DE – FR- LU	0.89%	0%	none	0.10%	none	€ 15 Mln
LU2597958342	SX EUR Cap	24/06/2024	ES -IT – AT - DE – FR - IE – PT – CH - LU	1.88%	3%	none	0.10%	none	€ 1500
LU2597958425	SY EUR Dis	-	ES -IT – AT - DE – FR - IE – PT – CH - LU	1.88%	3%	none	0.10%	none	€ 1500

\*The performance fee is applicable on total return over "€STR Index" and following payment of the management fee of the portfolio in any calendar year. The performance fee mechanism is subject to a Higher Water Mark: the performance fee is applied only if the NAV price in a particular calendar year is higher than the previous max NAV price in a calendar year in which a performance fee was paid.

**Reference currency of the Fund: EUR. When the reference currency of the Fund / Share differs than yours, returns and costs may increase or decrease as a result of currency and exchange rate fluctuations.**

Tax treatments depends on the individual circumstances of each client and may be subject to change in the future. Please consult your tax advisor for more details.

\*\* Subject to SICAV Board pre-approval.

# As per latest PRIIPS KID – May 2024.

# CONTACTS



 **Fabrizio Pasta** – Head of Business Development  
[fabrizio.pasta@plenisfer.com](mailto:fabrizio.pasta@plenisfer.com)



 **Matteo Lenardon** – Head of Sales Italy  
[matteo.lenardon@plenisfer.com](mailto:matteo.lenardon@plenisfer.com)

## Investment objective

- **Investment objective:** to achieve an attractive risk adjusted total return through medium-term capital appreciation and income generation. There is no guarantee that an investment objective will be achieved or that a return on capital will be obtained. The Sub-fund does not benefit from any guarantee to protect the capital. The product is actively managed and references €STR Index for calculating the performance fee. The Investment Manager has full discretion over the composition of the portfolio and therefore its composition may deviate from the Benchmark.

## Investment Guidelines

- **Structure:** Lux-domiciled UCITS, as a sub-fund of Plenisfer SICAV
- **Asset Classes:** Primarily investing dynamically across the global fixed income asset class
- **Fund Currency:** EUR Currency exposure - When a sub-fund or class is denominated in another currency than the one of your country, or when costs are partially or fully paid in another currency than yours, then costs and performances may increase or decrease as a result of currency and exchange rate fluctuations.
- **Management company:** Generali Investments Luxembourg S.A.
- **Investment manager:** PLENISFER Investments SGR S.p.A.
- **Launch date:** 4 April 2020
- **Recommended holding period:** 4 years
- **Countries of distribution:** AT, CH, DE, ES, FR, IE, IT, LU, PT

## Fees

—  
LU2597958268

- **Entry costs:** 4.00% of the amount you pay in when entering this investment. This is the most you will be charged, the person selling you the product will inform you of the actual charge. The percentage of entry and exit fees is based on the NAV.
- **Exit costs:** None. we do not charge an exit fee for this product, but the person selling you the product may do so.
- **Management fees and other administrative or operating costs:** 1.38% of the value of your investment per year (including maximum management fee 1.10%) - This is an estimate based on actual costs over the last year.
- **Transaction costs:** 0.10% of the value of your investment per year. This is an estimate of the costs incurred when we buy and sell the underlying investments for the product. The actual amount will vary depending on how much we buy and sell.
- **Performance Fee:** There is no performance fee for this product.



## Risks

- **Summary risk indicator:** the product is classified as 3 out of 7, which is a medium-low risk class.
- The risk indicator is a guide to the level of risk of this product compared to other products. It shows how likely it is that the product will lose money because of movements in the market. The lowest risk category does not mean “risk free”. Beside the risks included in the risk indicator, other risks may affect the fund performance. Please refer to the fund prospectus, available free of charge at [www.general-i-investments.lu](http://www.general-i-investments.lu).
- **Inherent risk of the Sub-fund (non-exhaustive list):** Interest rate risk, credit risk, emerging markets (including China) risk, frontier markets risk, foreign exchange risk, volatility risk, liquidity risk, derivative risk: the expected level of leverage may vary up to 350%, the use of leverage may increase the potential risk of loss., short exposure risk, distressed debt securities risk, securitized debt risk, contingent capital securities (“CoCos”) risk, Rule 144A / Regulation S securities, equity risk, commodities risk. Risk of capital loss: this is not a guaranteed product. Investors may risk losing part or all of their initial investment.

## ESG information

**SFDR classification:** The Sub-fund promotes environmental or social characteristics as per Article 8 of the Regulation (EU) 2019/2088 on sustainability-related disclosures in the financial services sector (“SFDR”). It does not have sustainable investments as its objective.

### What environmental and/or social characteristics are promoted by this financial product?

The environmental and social characteristics promoted by the Sub-fund consist of excluding sectors which are deemed harmful to society by the Investment Manager, while considering various ESG information, as further described below. In addition, the Investment Manager applies a targeted engagement and voting process to the equity bucket and, to a limited extent, to the fixed income asset classes. No reference benchmark has been designated for the purpose of attaining the environmental or social characteristics promoted by the Sub-fund.

### Methodological limits

ESG information from third-party data providers may be incomplete, inaccurate or unavailable. As a result, there exists a risk of incorrectly assessing a security or issuer, resulting in the incorrect inclusion or exclusion of a security.

**The presented are not exhaustive lists of the risks and costs. Other risks and costs apply, differ per share class and are subject to change. Before making any investment decision please consider all the risks and costs detailed in the Prospectus and Key Information Document (KID), which are available online by [clicking here](#)** 

## Important information

This marketing communication is related to Plenisfer Investments SICAV, an open-ended investment company with variable capital (SICAV) under Luxembourg law of 17 December 2010, qualifying as an undertaking for collective investment in transferable securities (UCITS) and its Sub-Fund, altogether referred to as “the Fund”. This marketing communication is intended only for professional investors in the countries where the Fund is registered for distribution and is and is not intended for retail investors, nor for U.S. Persons as defined under Regulation S of the United States Securities Act of 1933, as amended.

This document is issued by Generali Asset Management S.p.A. Società di gestione del risparmio and Generali Investments Luxembourg S.A.

Generali Investments Luxembourg S.A. is authorized as a UCITS Management Company and Alternative Investment Fund Manager (AIFM) in Luxembourg, regulated by the Commission de Surveillance du Secteur Financier (CSSF) – CSSF code: S00000988, LEI: 222100FSOH054LBKJL62.

Generali Asset Management S.p.A. Società di gestione del risparmio is authorized as Italian asset management company, regulated by Bank of Italy and appointed to act as marketing promoter of the Fund in the EU/EEA countries where the Fund is registered for distribution – (Via Niccolò Machiavelli 4, Trieste, 34132, Italia – C.M. n°: 15376 – LEI: 549300LKCLUOHU2BK025).

Plenisfer Investments SGR S.p.A. is authorized as Investment Manager in Italy, regulated by the Bank of Italy (Via Niccolò Machiavelli 4, Trieste, 34132, Italia – C.M. n°: 15404 – LEI: 984500E9CB9BBCE3E272).

Before making any investment decision, investors must read the Prospectus, its SFDR Appendix and the Key Information Document (“KID”). The KIDs are available in one of the official languages of the EU/EEA country, where the Fund is registered for distribution, and the Prospectus/its SFDR Appendix are available in English (not in French), as well as the annual and semi-annual reports at [www.generali-investments.lu](http://www.generali-investments.lu) or upon request free of charge to Generali Investments Luxembourg S.A., 4 Rue Jean Monnet, L-2180 Luxembourg, Grand Duchy of Luxembourg, e-mail address: [GILfundInfo@generali-invest.com](mailto:GILfundInfo@generali-invest.com). The Management Company may decide to terminate the agreements made for the marketing of the Fund. A summary of your investor rights (in English or an authorized language) is available at [www.generali-investments.lu](http://www.generali-investments.lu) in the section “About us/Generali Investments Luxembourg”. A summary of the SFDR Product Disclosures (in English or an authorized language) is available under the Fund page of the website in the “Sustainability-related disclosure” section.

In Switzerland: The Fund has been registered with the FINMA. This document is advertising intended for Swiss investors. Generali Investments Schweiz AG, authorized as management company in Switzerland, is appointed as distributor of the Fund in Switzerland. The Swiss version of the prospectus and KIDs are available at [www.generali-investments.lu](http://www.generali-investments.lu). Swiss Representative/Paying agent: BNP Paribas, Paris, succursale de Zurich – Ombudsman of the distributor: Ombudsman for Private Insurance and SUVA

Entity responsible for distribution in Portugal: Banco Best is a credit institution registered with the Banco de Portugal and CMVM (Portuguese Securities Market Commission – CMVM under no. 20161271), authorised to perform banking activities to provide the service of investment referred to in a) of the Article 290 no. 1, Securities Code.

This marketing communication is not intended to provide an investment, tax, accounting, professional or legal advice and does not constitute an offer to buy or sell the Fund or any other securities that may be presented. Any opinions or forecasts provided are as of the date specified, may change without notice, may not occur and do not constitute a recommendation or offer of any investment. Past or target performance do not predict future returns. There is no guarantee that positive forecasts will be achieved in the future. The value of an investment and any income from it may go down as well as up and you may not get back the full amount originally invested. The future performance is subject to taxation, which depends on the personal situation of each investor and which may change in the future. Please liaise with your Tax adviser in your country to understand how your returns will be impacted by taxes. The existence of a registration or approval does not imply that a regulator has determined that these products are suitable for investors. It is recommended that you carefully consider the terms of investment and obtain professional, legal, financial and tax advice where necessary before making a decision to invest in a Fund.

Generali Investments is a trademark of Generali Asset Management S.p.A. Società di gestione del risparmio, Generali Investments Luxembourg S.A. and Generali Investments Holding S.p.A. – Sources (unless otherwise specified): Plenisfer Investments SGR S.p.A. and Generali Asset Management S.p.A. Società di gestione del risparmio- This document may not be reproduced (in whole or in part), circulated, modified or used without prior written permission.